
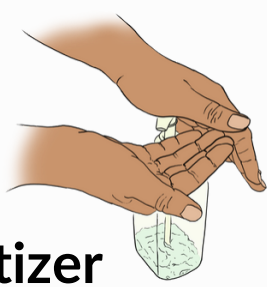


# Donning Personal Protective Equipment (PPE): Reusing Respirator and Eye Protection with Wrap-Around Gown

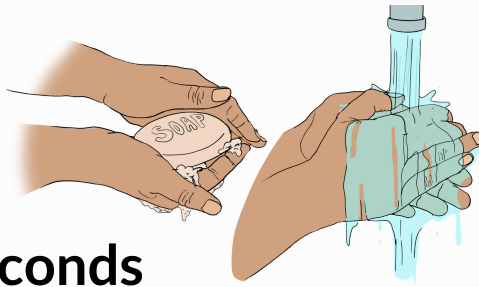


Don PPE outside of patient's room. Ensure hair is pulled back away from face.

## 1. Perform Hand Hygiene



Alcohol-based hand sanitizer




or soap and water for 20 seconds

## 2. Put on Gown



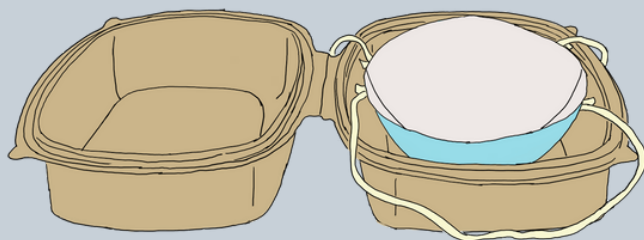
Ensure gown fully covers  
entire body when closed or tied

## 3. Put on Gloves

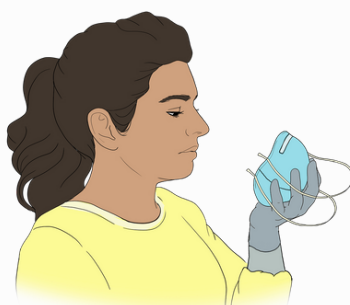


Ensure gloves go over cuff of gown

## 4. Remove Respirator from Storage Container



## 5. Put on Respirator



Hold respirator  
in one hand



Bring to face, grab  
lower elastic band



Close eyes, bring lower elastic  
band over head and below ears

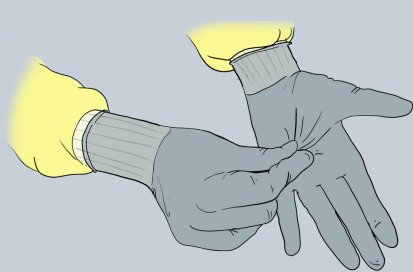


Open eyes, grab upper elastic band,  
close eyes and pull upper elastic  
band over head and above ears

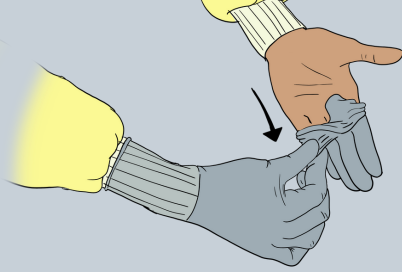


Pinch nose clip to ensure  
tight seal of mask

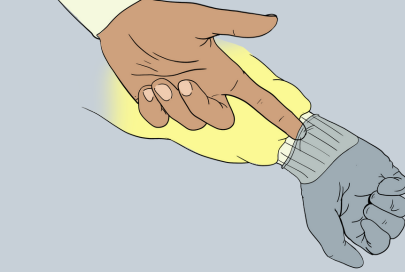
## 6. Remove Gloves




Grasp glove in palm of hand  
and pull glove off



Dispose of glove or  
hold in other hand

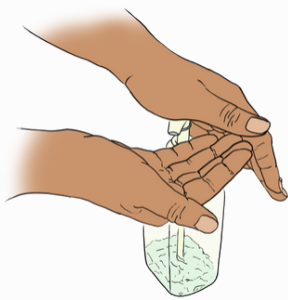


Slowly and gently, slide finger under other  
glove, between glove and cuff of gown.



Dispose of glove(s)  
in waste container

## 7. Perform Hand Hygiene



Alcohol-based hand sanitizer

## 8. Put on Eye Protection



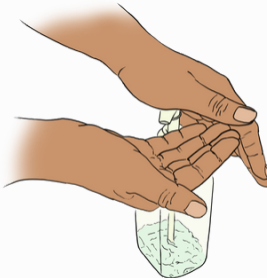
Face shield



or goggles




## 9. Perform Hand Hygiene



Alcohol-based hand sanitizer

## 10. Put on Gloves



Ensure gloves go over cuff of gown



Boston Children's Hospital  
Until every child is well™


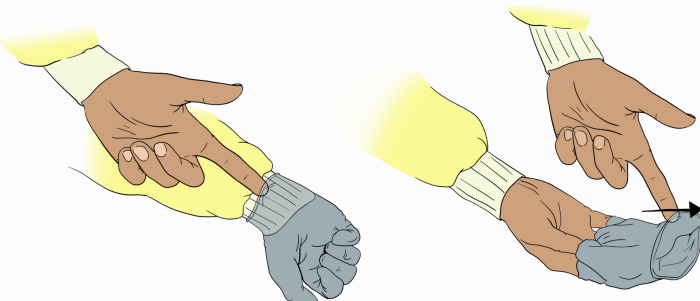
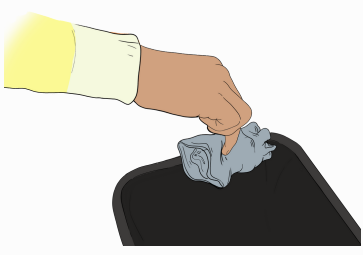



# Doffing Personal Protective Equipment (PPE): Reusing Respirator and Eye Protection with Wrap-Around Gown

Doff gown and gloves in patient's room. Respirator and Eye Protection will be doffed outside the patient's room. Remember gloves, face shield, front of gown and sleeves are **CONTAMINATED**. Clean hands immediately if you touch any of these surfaces with your bare hands.

In patient's room

1. Remove Gloves




Grasp glove in palm of hand and pull glove off

Dispose of glove or hold in other hand

Slowly and gently, slide finger under other glove, between glove and cuff of gown.

Dispose of glove(s) in waste container

2. Remove Gown

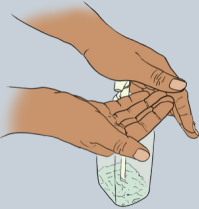


soiled linen

With respirator and Eye Protection in place, leave patient's room and enter anteroom or hallway.

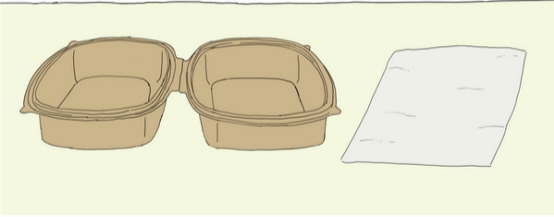
Outside patient's room

3. Perform Hand Hygiene



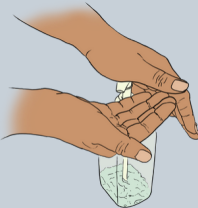
Alcohol-based hand sanitizer

4. Set-up for Reusing Eye Protection and Respirator



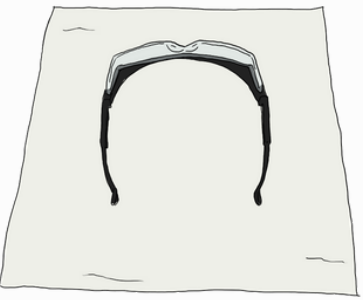

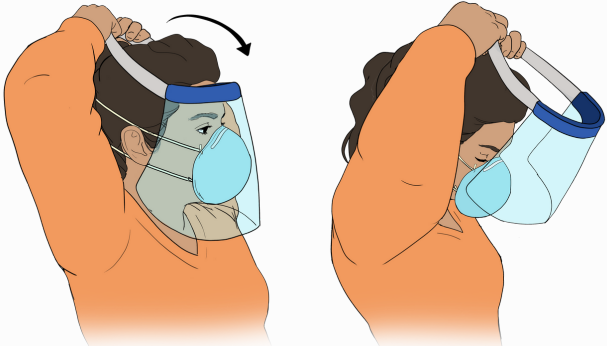
Place storage container and paper towel on countertop

5. Perform Hand Hygiene



Alcohol-based hand sanitizer

6. Remove Eye Protection - Avoid touching front, contaminated surface of eye protection

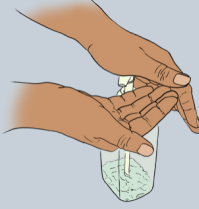


Tilt head forward, grasp strap and gently pull strap over head, pulling face shield away from face

Grasp ear pieces behind ears and pull goggles away from face

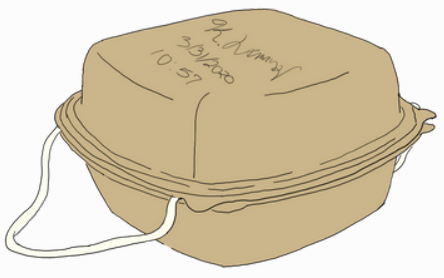
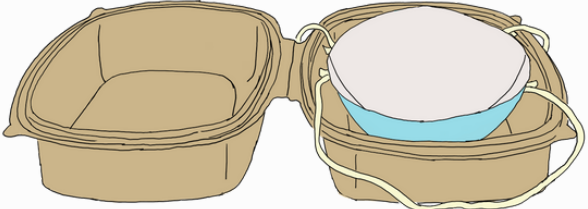
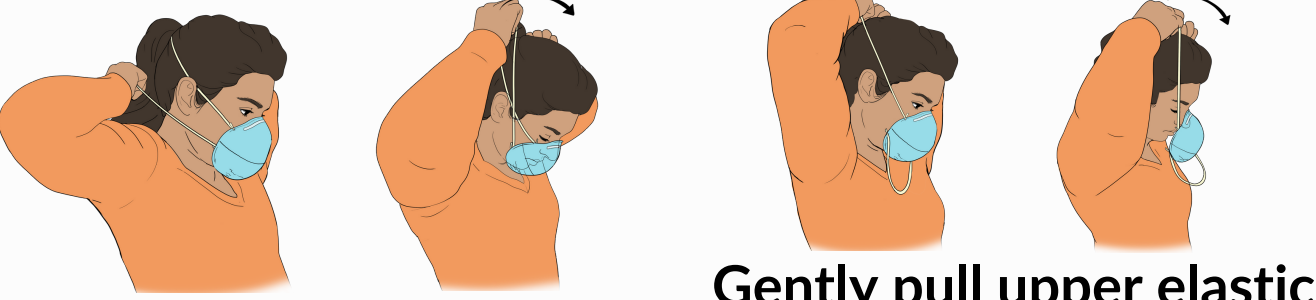
Place face shield or goggles on paper towel

7. Perform Hand Hygiene



Alcohol-based hand sanitizer

8. Remove Respirator and Place in Storage Container



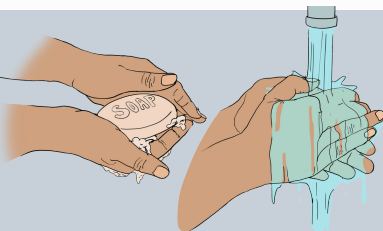
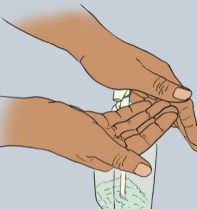
Pull lower elastic band over head

Gently pull upper elastic band over head and pull mask away from face

Place respirator in storage container with outside surface down

Close storage container and ensure your name and date are written on it

9. Perform Hand Hygiene



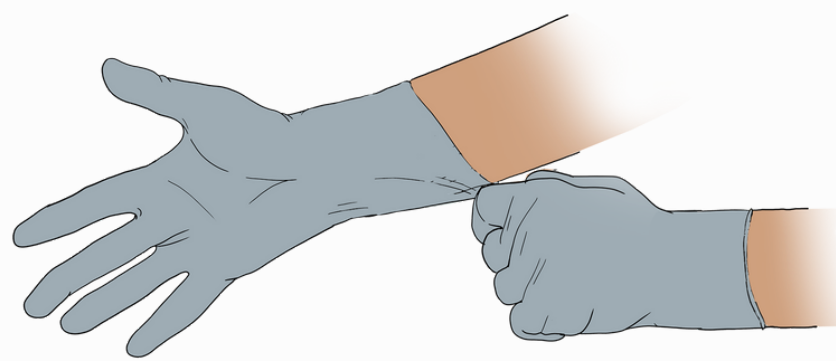
Alcohol-based hand sanitizer

or soap and water for 20 seconds

# Disinfection and Storage of Eye Protection

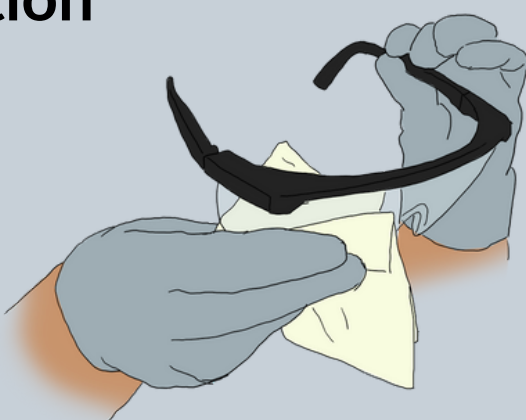
## Disinfect Reusable Eye Protection

### 1. Put on Gloves

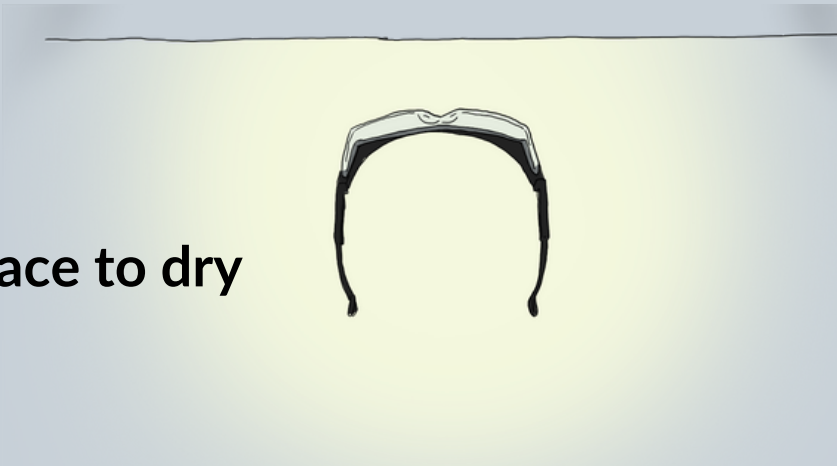


### 2. Disinfect Reusable Eye Protection

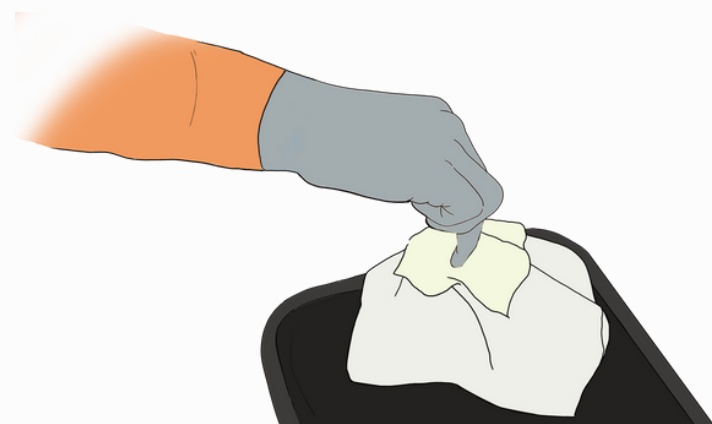
Wipe eye protection thoroughly with an alcohol wipe, cleaning the inside first, and then the outside



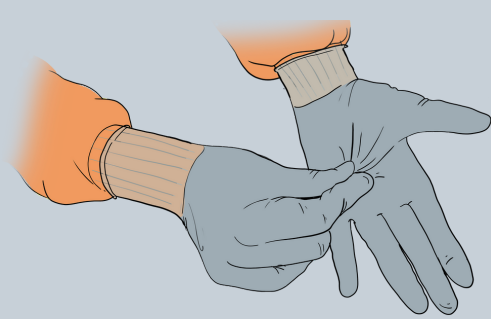
Place on a clean surface to dry




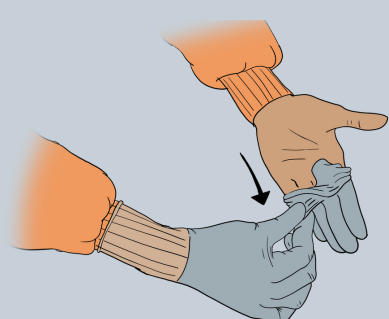
### 3. Dispose of of wipe and contaminated paper towel in trash




### 4. Remove Gloves




Grasp glove in palm of hand and pull glove off



Dispose of glove or hold in other hand



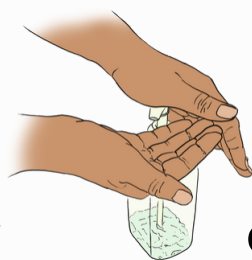
Slowly and gently, slide finger under other glove, between glove and arm.



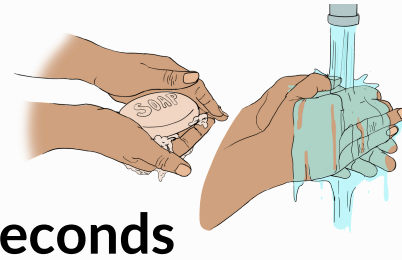
Dispose of glove(s) in waste container

### 5. Perform Hand Hygiene

Alcohol-based hand sanitizer



or soap and water for 20 seconds



### 6. Store Resuable Eye Protection for Later Use

At end of your shift, store the eye protection in a clean location. Each healthcare worker will keep their eye protection for repeated use.



**Boston Children's Hospital**  
Until every child is well™